



District Report Card: 2017


State: Rajasthan	District: Pali
Class: 3	Subject: Mathematics
Schools: 61	Students: 1008


Participation/Coverage


Students

<div>GENDER</div> <div></div>	Boys			Girls		
	Number		%	Number		%
	498		49.40	510		50.60

<div>AREA</div> <div></div>	Rural			Urban		
	Number		%	Number		%
	910		90.28	98		9.72

<div>CATEGORY</div> <div></div>	SC		ST		OBC		GEN	
	Number	%	Number	%	Number	%	Number	%
	287	28.47	137	13.59	548	54.37	36	3.57

<div>CWSN</div> <div></div>	LD	VI	HI	S&LD	ID	Oth
	4	4	0	1	4	11

<div>Management</div> <div></div>	Government			Government-aided		
	Number		%	Number		%
	1008		100.00	0		0.00

Average Performance of Students in Mathematics (%)

Overall	Gender		Area		Management		Social Group			
	Male	Female	Rural	Urban	Govt.	Aided	SC	ST	OBC	GEN
66.51	66.76	66.26	66.91	62.79	66.51	0.00	65.32	67.64	67.21	60.93

Performance on Learning Outcomes (LOs)

Learning Outcomes	Description	Average Performance(%)
M301	Reads and writes numbers up to 999 using place value	65.18
M302	Compares numbers up to 999 based on their place values	78.27
M303	Solves simple daily life problems using addition and subtraction of three digit numbers with and without regrouping	58.93
M304	Constructs and uses the multiplication facts (up till 10) in daily life situations	68.01
M305	Analyses and applies an appropriate number operation in the situation/ context	67.46
M306	Explains the meaning of division facts by equal grouping/sharing and finds it by repeated subtraction	67.66
M309	Identifies and makes 2D-shapes by paper folding, paper cutting on the dot grid, using straight lines etc.	81.35
M311	Fills a given region leaving no gaps using a tile of a given shape	43.25
M312	Estimates and measures length and distance using standard units like centimeters or meters & identifies relationships	38.89
M317	Reads the time correctly to the hour using a clock/watch	80.36
M318	Extends patterns in simple shapes and numbers	60.17
M319	Records data using tally marks, represents pictorially and draws conclusions	71.92

Range of Performance of Students who Answered Correctly							
Below 30%		30% - 50%		50% - 75%		Above 75%	
Number	%	Number	%	Number	%	Number	%
45	4.46	167	16.57	446	44.25	350	34.72

Lowest Performing Learning Outcomes (LOs)

- 1 - Estimates and measures length and distance using standard units like centimeters or meters & identifies relationships (38.89)
- 2 - Fills a given region leaving no gaps using a tile of a given shape (43.25)
- 3 - Solves simple daily life problems using addition and subtraction of three digit numbers with and without regrouping (58.93)
- 4 - Extends patterns in simple shapes and numbers (60.17)
- 5 - Reads and writes numbers up to 999 using place value (65.18)